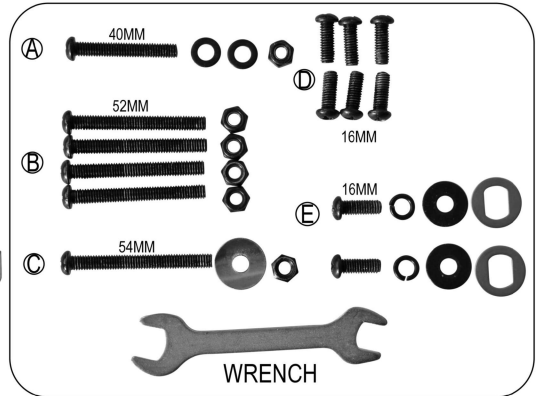
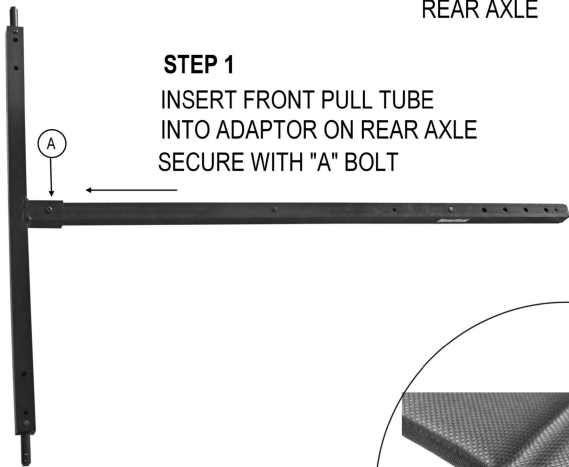


HOVERSEAT XL ASSEMBLY MANUAL



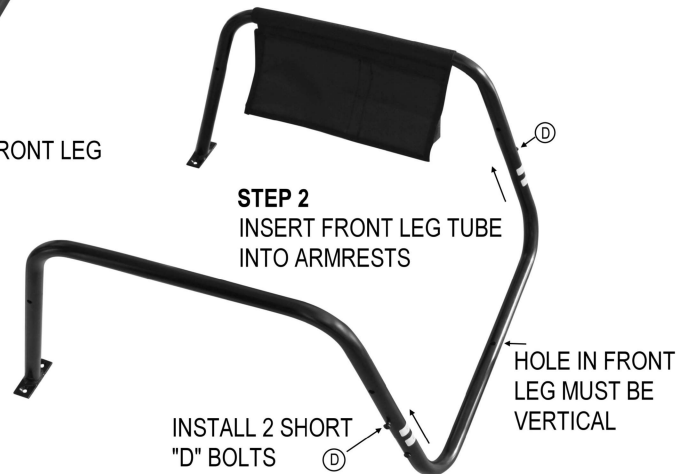
STEP 1

INSERT FRONT PULL TUBE INTO ADAPTOR ON REAR AXLE SECURE WITH "A" BOLT



STEP 2

INSERT FRONT LEG TUBE INTO ARMRESTS



STEP 4

PLACE ASSEMBLED CHAIR ON T-SHAPE TUBE AND USE BOLT "C" TO SECURE TO PULL TUBE AND USE 4 X BOLTS "D" TO SECURE TO AXLE



STEP 3

PLACE CHAIR FABRIC BASE BETWEEN ASSEMBLED ARMRESTS AND USE 4 X "B" BOLTS TO SECURE BETWEEN ARMRESTS TUBES

